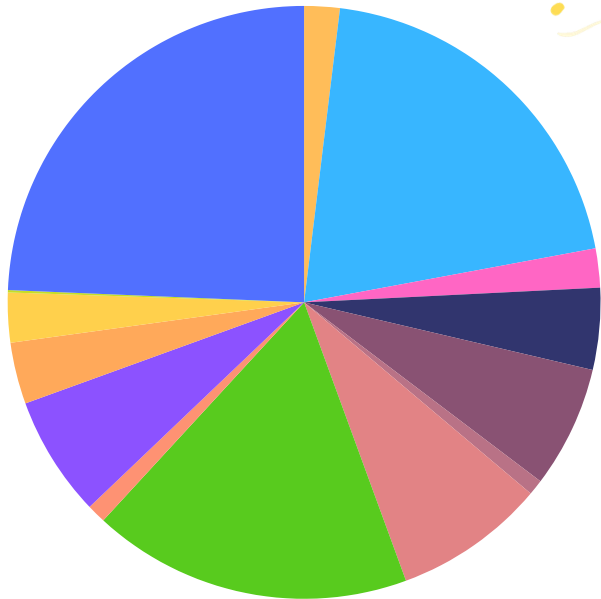


At a Glance

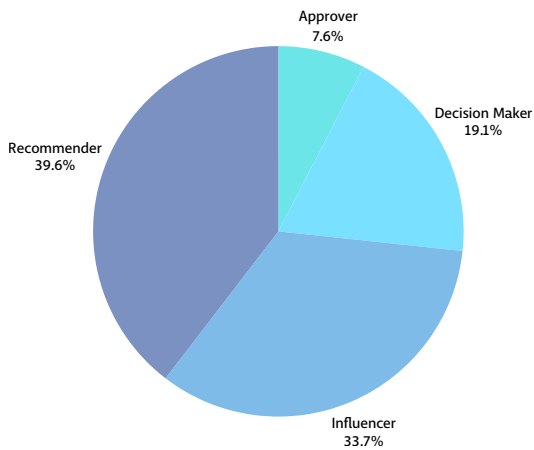


1,549 Attendees
VENDORS NOT INCLUDED

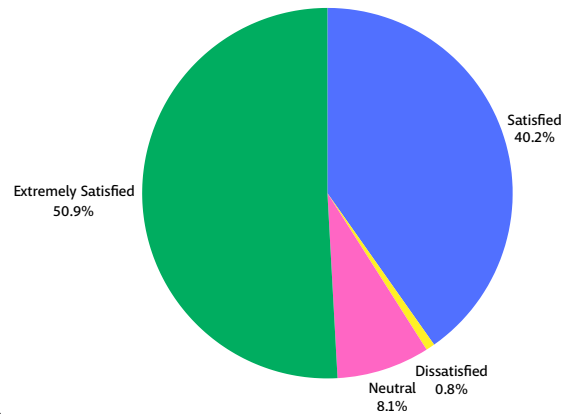


- CIO/CTO 1.9%
- Classroom Teacher (PreK-12) 20.1%
- Consultant/Trainer 2.1%
- Curriculum Leader/PD Coach 4.5%
- Digital Learning Specialist/Director 6.6%
- Executive Director 0.84%
- Library Media Specialist 8.26%
- Professor 1.03%
- School Administrator 6.58%
- Special Education 3.36%
- Specialist (K-12) 2.71%
- Student (Higher Ed) 0.13%
- Technology Director/Network & System Administrator 24.34%
- Other 17.43%

ROLE IN TECHNOLOGY PURCHASE



OVERALL SATISFACTION



TOP DISTRICTS

North Attleborough School District
 Dighton-Rehoboth School District
 Newton School District
 Rockport School District
 King Philip School District

TECCA Virtual School District
 Brockton School District
 Lynn School District
 Somerset School District
 Plymouth School District